




Where technology, innovation and delivery come together

Phoenix App

Verizon 3:38 PM 32%

PHOENIX



A history of keeping our promises since 1851.

Authorized Rep Login


Username:

Password:

Login

The Phoenix Companies, Inc. is a boutique life insurance and annuity company serving customers' retirement and protection needs. Our products are available through select independent distributors, supported by our wholesaling team at Saybrus Partners.


Life



[Life Insurance](#) can help secure the future for families and businesses – and so much more.

»


Annuity



[Annuities](#) can provide supplemental income to help meet personal financial goals.

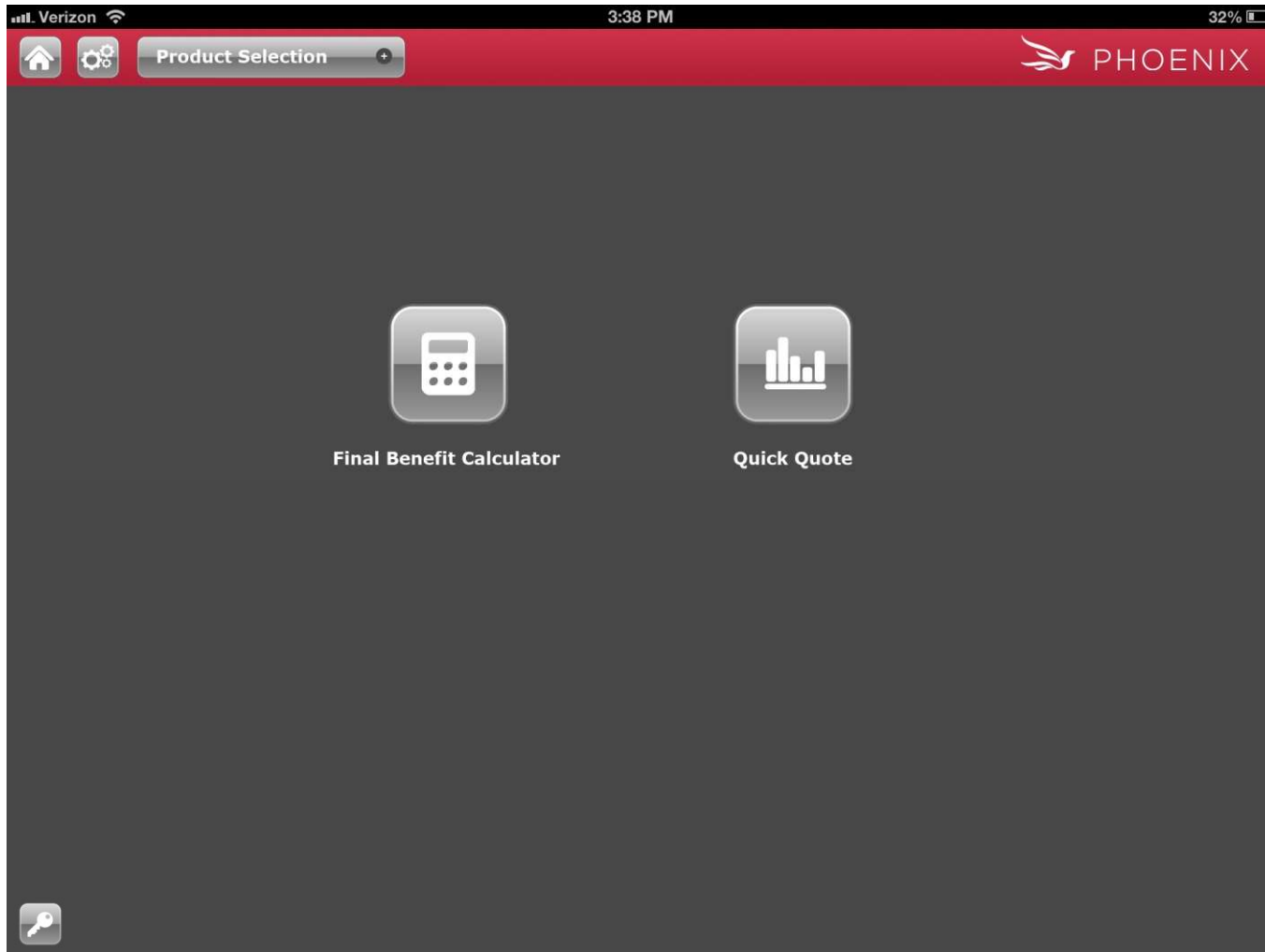
»


Alternative Retirement Solutions




[Alternative Retirement Solutions](#) address key retirement concerns including market and longevity risks.

»





Verizon
3:38 PM
32%

Benefit Calculator


Payment: \$175.00 Semi-Annual

\$175.00 Base N/A ADB Rider N/A Disability WP N/A Nursing Home WP N/A Child Rider \$ 500.00 FIR	Min Benefit: \$5,000.00 Projected Benefit: \$9,128.00 Max Benefit: \$25,000.00
--	---

Colorado

Semi-Annual

Classic I

Classic II

Male Female

Age Birthdate

Face Amount Payment

05/02/1961

175

Tobacco:
 Yes No


ADB:
 Yes No

Disability WP:
 Yes No


Nursing Home WP:
 Yes No

Child Rider: None

Family Income: 500



Verizon 3:38 PM 32%

Expense Calculator


Payment: \$175.00 Semi-Annual

	\$175.00 Base N/A ADB Rider N/A Disability WP N/A Nursing Home WP N/A CHild Rider \$ 500.00 FIR	Min Benefit: \$5,000.00 Projected Benefit: \$9,128.00 Max Benefit: \$25,000.00
--	--	---

Colorado

Semi-Annual

Classic I

Classic II

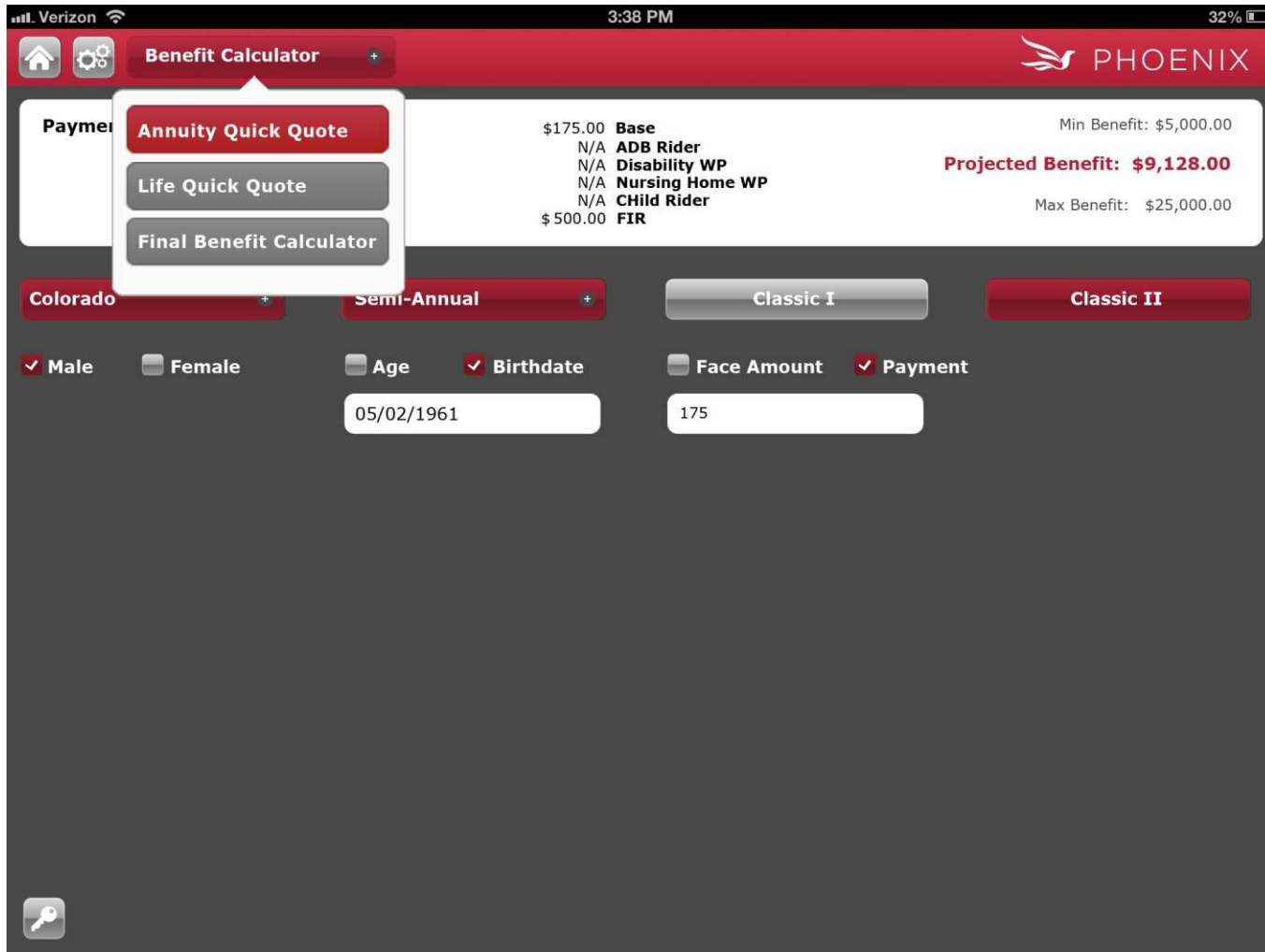
Male
 Female

Age
 Birthdate

Face Amount
 Payment

05/02/1961

175



The screenshot shows the Phoenix Benefit Calculator app interface. At the top, the status bar displays "Verizon", "3:38 PM", and "32%". The app header includes a home icon, a settings icon, the text "Benefit Calculator", and the Phoenix logo. A dropdown menu is open, showing three options: "Annuity Quick Quote" (highlighted in red), "Life Quick Quote", and "Final Benefit Calculator".

The main content area displays the following information:

- Payment: \$175.00
- Base: \$500.00
- ADB Rider: N/A
- Disability WP: N/A
- Nursing Home WP: N/A
- CHild Rider: N/A
- FIR: \$500.00
- Min Benefit: \$5,000.00
- Max Benefit: \$25,000.00
- Projected Benefit: \$9,128.00**

Below this, there are two rows of buttons for "Colorado" and "Semi-Annual". The "Semi-Annual" row has "Classic I" and "Classic II" buttons. The "Classic II" button is highlighted in red.

At the bottom, there are several toggle switches and input fields:

- Male Female
- Age Birthdate
- Face Amount Payment
- Birthdate input: 05/02/1961
- Face Amount input: 175

A search icon is visible in the bottom left corner.

Verizon
3:38 PM
32%

Annuity Quote
PHOENIX

Client Profile

Custom

Current Age: **65**

Total Current Assets: **\$700,000**

Assumed Rate of return: **5%**

Total Desired Income: **\$85,000**

Expected Yearly Income: **\$30,000**

Income Start Age: **69**

Annuity Investment Amount: **\$400,000**

Start Year: **1987**

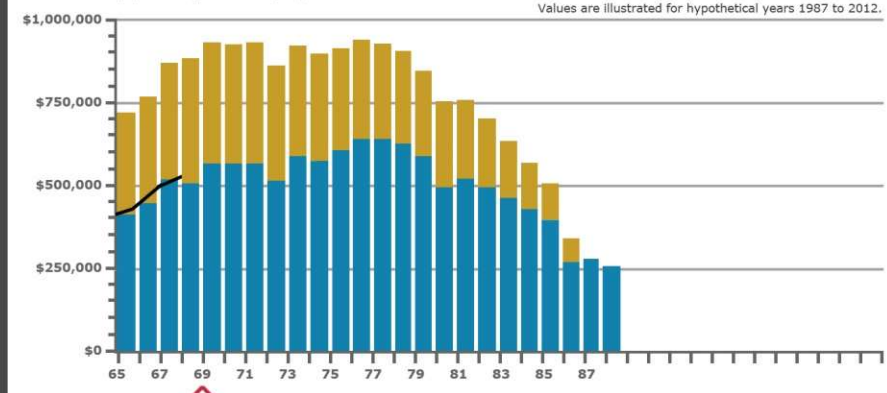
Added Functionality Here

Assets
Income
Graph View

Assets

Income Start Age | Income Base | Account Value | Asset Value

For illustrative purposes only, results may vary. Values are illustrated for hypothetical years 1987 to 2012.



Product Name

Product

Product Name

Product Name

Product Name

Product Name

Strategy

10/90

20/80

30/70

40/60